



Location: ACL1 - City Hall

Report on 24-hour TSP monitoring

Action Level ($\mu\text{g}/\text{m}^3$) - 163

Limit Level ($\mu\text{g}/\text{m}^3$) - 260

Date	Sampling Time	Weather Condition	Filter paper no.	Filter Weight, g		Elapse Time, hr		Sampling Time, hr	Flow Rate, m^3/min			Total Volume, m^3	TSP Level, $\mu\text{g}/\text{m}^3$
				Initial	Final	Initial	Final		Initial, Q_{si}	Final, Q_{sf}	Average		
01-Feb-19	08:00	Cloudy	ACL1_24hr_140405	2.6800	2.7510	5063.78	5087.78	24.00	0.81	0.81	0.81	1162	61.1
04-Feb-19	08:00	Cloudy	ACL1_24hr_140428	2.6845	2.7485	5090.78	5114.78	24.00	0.80	0.80	0.80	1155	55.4
13-Feb-19	08:00	Cloudy	ACL1_24hr_140495	2.6929	2.7659	5117.78	5141.78	24.00	0.80	0.81	0.81	1160	62.9
19-Feb-19	08:00	Rainy	ACL1_24hr_140672	2.6142	2.6555	5144.79	5168.79	24.00	0.82	0.82	0.82	1183	34.9
25-Feb-19	08:00	Cloudy	ACL1_24hr_140622	2.6336	2.7016	5171.80	5195.80	24.00	0.83	0.83	0.83	1192	57.0

Report on 1-hour TSP monitoring

Action Level ($\mu\text{g}/\text{m}^3$) - 460

Limit Level ($\mu\text{g}/\text{m}^3$) - 500

Date	Sampling Time	Weather Condition	Filter paper no.	Filter Weight, g		Elapse Time, hr		Sampling Time, hr	Flow Rate, m^3/min			Total Volume, m^3	TSP Level, $\mu\text{g}/\text{m}^3$
				Initial	Final	Initial	Final		Initial, Q_{si}	Final, Q_{sf}	Average		
02-Feb-19	08:15	Cloudy	ACL1_1hr_1_140419	2.6941	2.6968	5087.78	5088.78	1.00	0.81	0.81	0.81	48	55.8
02-Feb-19	09:18	Cloudy	ACL1_1hr_2_140422	2.6843	2.6885	5088.78	5089.78	1.00	0.81	0.81	0.81	48	86.8
02-Feb-19	10:22	Cloudy	ACL1_1hr_3_140425	2.6822	2.6829	5089.78	5090.78	1.00	0.81	0.81	0.81	48	14.5
08-Feb-19	08:06	Cloudy	ACL1_1hr_1_140459	2.6947	2.7005	5114.78	5115.78	1.00	0.80	0.80	0.80	48	121.0
08-Feb-19	09:36	Cloudy	ACL1_1hr_2_140468	2.6918	2.6966	5115.78	5116.78	1.00	0.80	0.80	0.80	48	100.1
08-Feb-19	13:00	Cloudy	ACL1_1hr_3_140463	2.6761	2.6893	5116.78	5117.78	1.00	0.80	0.80	0.80	48	275.4
14-Feb-19	08:31	Cloudy	ACL1_1hr_1_140698	2.6345	2.6363	5141.78	5142.78	1.00	0.81	0.81	0.81	48	37.2
14-Feb-19	10:15	Cloudy	ACL1_1hr_2_140689	2.6337	2.6362	5142.78	5143.78	1.00	0.81	0.81	0.81	48	51.7
14-Feb-19	13:00	Cloudy	ACL1_1hr_3_140681	2.6479	2.6579	5143.78	5144.78	1.00	0.81	0.81	0.81	48	206.8
20-Feb-19	08:35	Cloudy	ACL1_1hr_1_140617	2.6375	2.6400	5168.79	5169.79	1.00	0.82	0.82	0.82	49	50.8
20-Feb-19	10:25	Cloudy	ACL1_1hr_2_140656	2.6176	2.6208	5169.79	5170.79	1.00	0.82	0.82	0.82	49	65.1
20-Feb-19	13:45	Cloudy	ACL1_1hr_3_140642	2.6086	2.6099	5170.79	5171.79	1.00	0.82	0.82	0.82	49	26.4
26-Feb-19	08:25	Cloudy	ACL1_1hr_1_140635	2.6297	2.6325	5195.80	5196.80	1.00	0.83	0.83	0.83	50	56.4
26-Feb-19	10:15	Cloudy	ACL1_1hr_2_140504	2.6551	2.6574	5196.80	5197.80	1.00	0.83	0.83	0.83	50	46.4
26-Feb-19	13:00	Cloudy	ACL1_1hr_3_140516	2.6389	2.6482	5197.80	5198.80	1.00	0.83	0.83	0.83	50	187.5



Location: ACL2a - Contractor HK/2012/08 Site office

Report on 24-hour TSP monitoring
Action Level ($\mu\text{g}/\text{m}^3$) - 187.3
Limit Level ($\mu\text{g}/\text{m}^3$) - 260

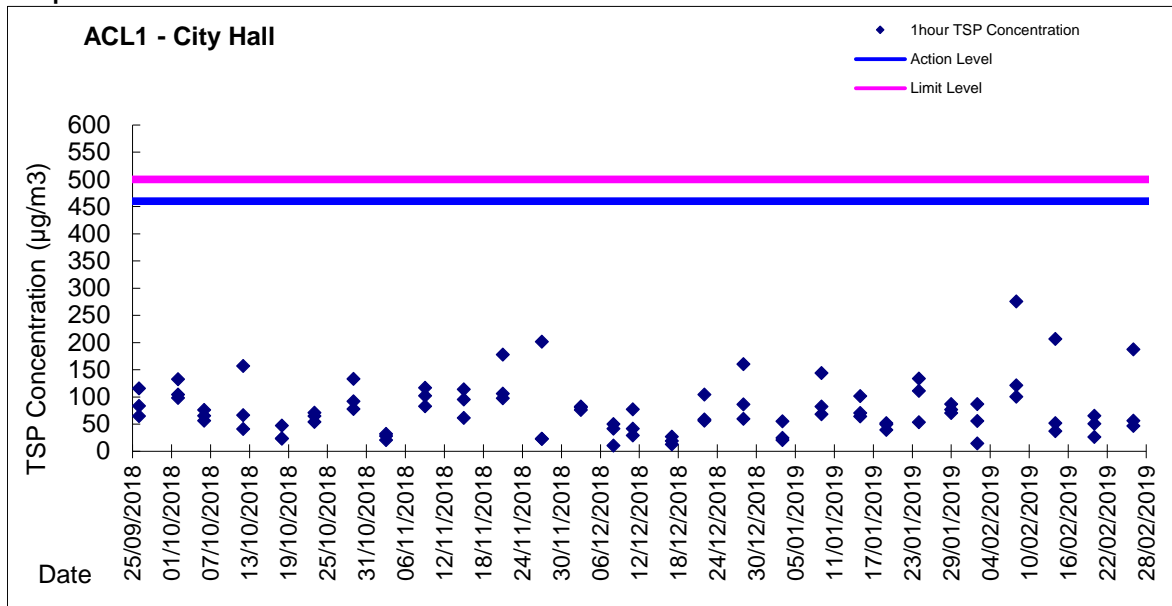
Date	Sampling Time	Weather Condition	Filter paper no.	Filter Weight, g		Elapse Time, hr		Sampling Time, hr	Flow Rate, m^3/min			Total Volume, m^3	TSP Level, $\mu\text{g}/\text{m}^3$
				Initial	Final	Initial	Final		Initial, Q_{si}	Final, Q_{sf}	Average		
01-Feb-19	08:00	Cloudy	ACL2a_24hr 140411	2.6603	2.7353	10287.51	10311.51	24.00	0.89	0.89	0.89	1278	58.7
04-Feb-19	08:00	Cloudy	ACL2a_24hr 140451	2.7040	2.8175	10314.51	10338.51	24.00	0.88	0.88	0.88	1271	89.3
13-Feb-19	08:00	Cloudy	ACL2a_24hr 140604	2.6371	2.7100	10341.51	10365.51	24.00	0.89	0.89	0.89	1276	57.1
19-Feb-19	08:00	Rainy	ACL2a_24hr 140614	2.6278	2.6695	10368.51	10392.51	24.00	1.12	1.11	1.11	1605	26.0
25-Feb-19	08:00	Cloudy	ACL2a_24hr 140626	2.6424	2.7039	10395.51	10419.51	24.00	1.12	1.12	1.12	1612	38.2

Report on 1-hour TSP monitoring
Action Level ($\mu\text{g}/\text{m}^3$) - 300.1
Limit Level ($\mu\text{g}/\text{m}^3$) - 500

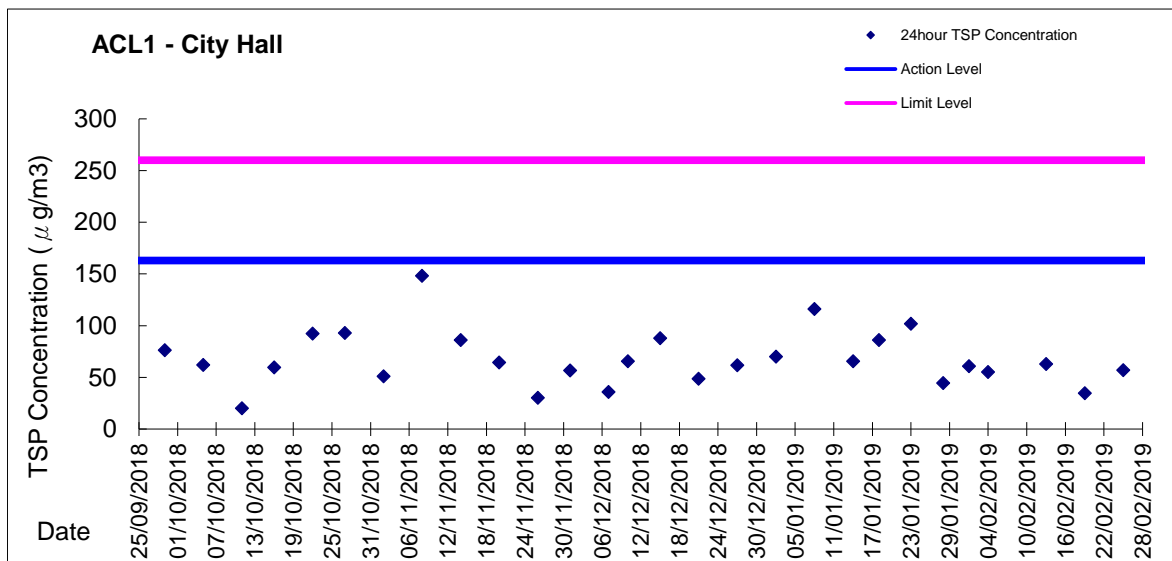
Date	Sampling Time	Weather Condition	Filter paper no.	Filter Weight, g		Elapse Time, hr		Sampling Time, hr	Flow Rate, m^3/min			Total Volume, m^3	TSP Level, $\mu\text{g}/\text{m}^3$
				Initial	Final	Initial	Final		Initial, Q_{si}	Final, Q_{sf}	Average		
02-Feb-19	08:05	Cloudy	ACL2a_1hr_1 140431	2.6803	2.6830	10311.51	10312.51	1.00	0.89	0.89	0.89	53	50.8
02-Feb-19	09:09	Cloudy	ACL2a_1hr_2 140438	2.6624	2.6662	10312.51	10313.51	1.00	0.89	0.89	0.89	53	71.4
02-Feb-19	10:12	Cloudy	ACL2a_1hr_3 140445	2.6745	2.6787	10313.51	10314.51	1.00	0.89	0.89	0.89	53	79.0
08-Feb-19	08:10	Cloudy	ACL2a_1hr_1 140472	2.6759	2.6805	10338.51	10339.51	1.00	0.88	0.88	0.88	53	87.2
08-Feb-19	09:40	Cloudy	ACL2a_1hr_2 140478	2.6859	2.6896	10339.51	10340.51	1.00	0.88	0.88	0.88	53	70.1
08-Feb-19	10:55	Cloudy	ACL2a_1hr_3 140484	2.6818	2.6904	10340.51	10341.51	1.00	0.88	0.88	0.88	53	162.9
14-Feb-19	08:10	Cloudy	ACL2a_1hr_1 140461	2.6929	2.6950	10365.51	10366.51	1.00	0.89	0.89	0.89	53	39.5
14-Feb-19	09:57	Cloudy	ACL2a_1hr_2 140695	2.6527	2.6561	10366.51	10367.51	1.00	0.89	0.89	0.89	53	63.9
14-Feb-19	13:00	Cloudy	ACL2a_1hr_3 140682	2.6480	2.6512	10367.51	10368.51	1.00	0.89	0.89	0.89	53	60.2
20-Feb-19	08:20	Cloudy	ACL2a_1hr_1 140667	2.6035	2.6068	10392.51	10393.51	1.00	1.11	1.11	1.11	67	49.5
20-Feb-19	10:00	Cloudy	ACL2a_1hr_2 140618	2.6411	2.6435	10393.51	10394.51	1.00	1.11	1.11	1.11	67	36.0
20-Feb-19	13:00	Cloudy	ACL2a_1hr_3 140649	2.6335	2.6358	10394.51	10395.51	1.00	1.11	1.11	1.11	67	34.5
26-Feb-19	08:07	Cloudy	ACL2a_1hr_1 140631	2.6012	2.6026	10419.51	10420.51	1.00	1.12	1.12	1.12	67	20.9
26-Feb-19	10:27	Cloudy	ACL2a_1hr_2 140599	2.6425	2.6450	10420.51	10421.51	1.00	1.12	1.12	1.12	67	37.3
26-Feb-19	13:20	Cloudy	ACL2a_1hr_3 140518	2.6395	2.6462	10421.51	10422.51	1.00	1.12	1.12	1.12	67	99.8



Graphic Presentation of 1 hour TSP Result

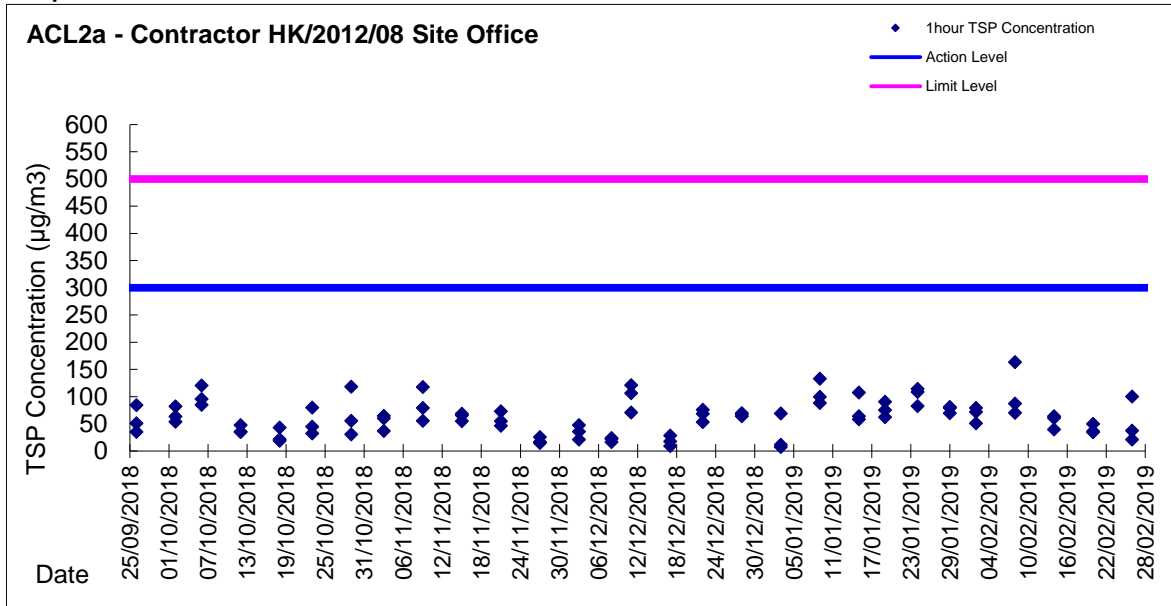


Graphic Presentation of 24 hour TSP Result





Graphic Presentation of 1 hour TSP Result



Graphic Presentation of 24 hour TSP Result

